

DAVE

COMMERCIAL DOOR OPERATOR

Meet

DAVE

Your new best mate.



automatic
TECHNOLOGY®

DAVE

COMMERCIAL DOOR OPERATOR



automatic
TECHNOLOGY



The one you've been waiting for.

Introducing Dave, the one you've been waiting for. Yes, just one operator to conquer virtually all your needs. No more decisions, confusion or excess stock to hold.

Dave is your new best mate. Lifts heavy, mounts flexibly and features a wireless-first console and accessories. Most importantly, Dave supports 120-480V power supplies around the world.

All in one small, lightweight package for fast, easy, single-person install.

No more repeat site visits or hassles of wiring in. Delivering bang for buck straight out of the box. Attach handle (sold separately), swap for a power cartridge, pair wireless accessories and job done. Genius.

Simpler, smarter, faster, better-er.

- **Dave™ does the heavy lifting.** Dave lifts up to 1000kg and is capable of up to 60% duty cycle (that's 36 minutes of operating up-time EVERY hour!)¹. Dave works hard, all day, every day.
- **Dave's got you covered.** With uncompromised lifting ability and a market-first swappable power cartridge, Dave's your one man for the job, almost every time. The swappable power cartridge system covers all your needs - single and three-phase voltages from 120V-480V everywhere across the world. You're welcome.

Dave's a fast, one-person install.

- **Dave makes everything look like light work.** Impossibly small and light, with an install weight of less than 12kg, Dave makes install a breeze.
- **Wireless first accessories - no more wires ever, unless you really want them.** Dave boasts a wireless-first wall console and PE beams (sold separately). Swap cables, conduit and hours in install time with a wireless console and accessories that work straight out of the box. Still love wires? Mate, your call. Dave can handle both.
- **And, he's got a handle.** Dave comes with a unique handle (sold separately) for single hand lifting and fast and easy install. But wait there's more, the handle even comes with spirit levels, ruler and straight edge built in. Why hasn't anyone else thought of that?

Dave adapts to any challenge.

- **Just as good with his left or right hand.** Left or right side installation, it doesn't matter. Dave is ambidextrous. Swap handedness in under five minutes.
- **Too hard? Nah, too easy.** Install however you like, Dave doesn't mind:
 - Wall or hood-mount with chain and sprocket.
 - Shaft to shaft coupling for direct drive.
 - Sectional door or rolling steel - as long as it's spring-balanced it's all good mate.
- **Smarts not sprockets.** No need to match doors, sprockets and operators. No need to hold additional parts or remember complicated calculations when specifying, quoting or installing. Select the required speed and duty cycle with the touch of a button and Dave handles the rest. The only time you'll ever need to think sprockets is swapping over to Dave's heavy duty drive kit for doors over 800kg.

Dave is the total package.

- **Looks different, is different.** The only one of his kind. Dave's got the same modern motor technology used in today's precision industrial robots. The Permanent Magnet Synchronous Motor (PMSM) is impossibly small, light, and unbelievably more powerful and efficient than traditional induction motors.
- **All torque AND all action.** Instant torque on demand means Dave can handle virtually any door conditions.
- **LiftMate™:** Automatic change engage mechanism means that with one yank of the chain, Dave manually springs into action in the case of a power outage.
- **Unlike the others, Dave never stops learning.** ProfileIQ™, Dave's in-built machine learning technology constantly profiles the door and adjusts things as springs settle and doors change over time. And SureTrack™, Dave's on-board absolute positioning encoder, precisely tracks the door's position throughout its travel, delivering precise soft start and stop control. No damage. No dramas.
- **Dave's got a few tricks up his sleeve:** He uses motor wizardry to stop doors dead on command, or stop smooth when required. He even knows when the door needs a service.

¹. Based on weight of up to 400kg.

Meet DAVE.

Designed for you.

About the others, you said...

“
Too long and difficult to install. Products are heavy and bulky. Wiring slows down installation.
”

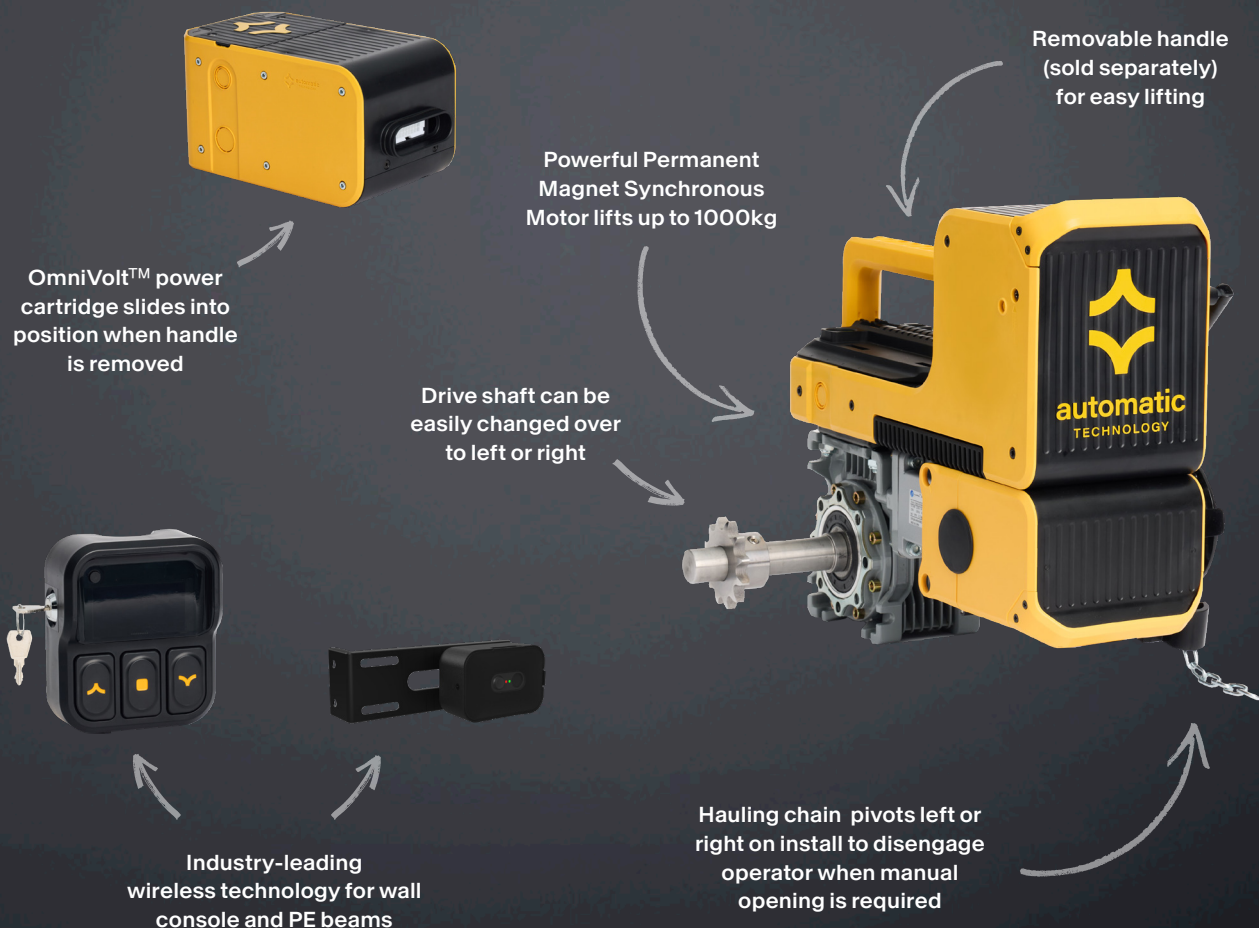
“
Too many mismatches. The right product isn't always at hand leading to multiple site visits.
”

“
Too many SKUs. Multiple power, torque and install configurations mean too much stock to hold.
”

“
Too much complexity. It's hard to find the right operator for different types of doors.
”

We listened.

Dave is the only one you'll ever need.



All new technologies. No apologies.



OmniVolt™

Global power cartridge system supports single and three-phase voltages from 120V-480V all around the world.



LiftMate™

Automatic chain engage mechanism locks out the motor and starts lifting the door the instant you pull the chain.



SureTrack™

Absolute positioning encoder tracks the precise location of the door at all times through its travel, delivering precise soft start and stop control.



ProfileiQ™

Dave's in-built machine learning technology constantly profiles the door and adjusts things as springs settle and doors change over time, keeping your door opening smoothly and seamlessly, all day, every day.



IP42 rating¹

IP42 rating provides assurance and flexibility to use across multiple indoor environments.



Warranty

Dave comes with a 5-year warranty. Sweet.

What's in the box:



DAVE drive unit



Wireless wall console



Hauling chain



10B drive chain & joiner



Adaptor flange



Shaft, key & circlip



Mounting spacer



10B 12-tooth drive sprocket































Mounting hardware

¹. When installed in vertical orientation.

Available accessories

Dave is compatible with an extensive range of accessories. The below accessories have been tested and validated by Automatic Technology and are available to order.

	101640	OminVolt® Low Voltage Power Cartridge		101972	Miller Edge Optiguard Thru-Beam Pe (OG-T-K10)
	101642	OmniVolt® High Voltage Power Cartridge		101973	Miller Edge Truguard Reflective PE (TG-R-K10)
	101931	DAVE's Handle		63124	1CH Loop Detector (M-MID 1E-800)
	102050	Wireless-First PE Beams		102222	Red/Green 2-Aspect LED Traffic Light
	101960	DAVE's Relay Expansion Board		102223	24V Warning Light - Red
	101904	DAVE's Heavy Duty Drive Kit		102224	24V Warning Light - Yellow
	101900	DAVE's Hood Mount Bracket Kit		102225	24V Warning Light - Green
	101919	DAVE's Multifit Wall Bracket Kit		102332	Upsonic DSV2000 UPS
	101910	DAVE's Wall Mount Bracket Kit		102300	Rosslare Backlit Commercial Keypad (AC-Q41HB)
	102220	1" To 1" Shaft Coupler (CF100)		102226	Wired Up/Down/Stop Console
	102221	1" To 1.25" Shaft Coupler (CF105)		102227	Wired Emergency Stop Button
	102186	5V Power Adaptor (Suits 101951)		102189	Wall Console Wiring Kit (Suits 101951)
	101970	Miller Edge Monitored Light Curtain 3ft (MLC-K36)		102335	4 Button Remote (5 Pack)
	101971	Miller Edge Monitored Light Curtain 6ft (MLC-K72)		102440	Antenna Extension Kit

Key switches*

Commonly used Key Switches from Lockit Well and Omega have been tested and are suitable for use with DAVE.

*Third party accessories

DAVE Drive Unit

Motor type	PMSM
Reducer ratio	50 to 1
Rated output torque	32Nm (23.5ft.lb)
Maximum door weight	Up to 1000kg balanced*
Maximum rated load (N)	450N
Operating temperature	-20°C to 65°C
Environment	Indoor use only
Output drive shaft diameter	25.4mm
Output drive shaft length	95mm
Standard operator sprocket	12 teeth 10B
Optional sprocket	10 teeth 12B
Drive unit weight (with shaft and sprocket)	11.4kg
Reducer output speed (at 3000RPM motor speed)	60RPM
Maximum duty cycle**	60%
On board receiver memory capacity	64
IP Rating	IP42**

Wireless Wall Console

Control button range	20 metres†
Configuration / set up range via Bluetooth	15 metres†
Menu display LCD	4 lines x 20 characters
LCD back-lighting	Yes
Power options	2 x D size (1.5V) (5 year battery life ‡)
	5VDC power adaptor
	Direct wiring to the operator

OmniVolt™ Power Cartridge

Part #	101640	101642
Mains power supply	Low voltage	High voltage
Input power	1000W	1000W
Input voltage fuse	230-240Vac 50/60Hz	400-480Vac 50/60Hz
Power cartridge weight (with power cord)	1.6kg	1.6kg
Max current consumption	5A @ 240V	3A @ 415V
Operating temperatures	-20°C to 65°C	-20°C to 65°C

*Based on a maximum 400kg balanced door with optional heavy lift kit.

** When installed in vertical orientation.

† Range varies depending on installation environment.

‡ Battery life may vary based on power mode selected.

**All new technologies.
No apologies.**

Opening doors since 1978, we design and build powerful, reliable control systems for businesses and homes.

We're now changing the game with a fresh take on commercial automation.

Systems that are impossibly small, incredibly light, unbelievably powerful yet irritatingly simple.



Let DAVE do
the heavy lifting



For full terms and conditions of our warranty, see www.automatictechnology.com.

Our goods come with guarantees that cannot be excluded under the Australian Consumer Law or the New Zealand Consumer Guarantees Act.

© 2025 B&D Australia Pty Ltd Phone: (AU) 1300 133 944 or (NZ) 0800 673 637

Automatic Technology is a registered trade marks. Dave, OmniVolt, ProfileIQ and SwitchIT are trade marks
Date: October 2025 V1

AU: 1300 133 944
NZ: 0800 673 637

www.automatictechnology.com